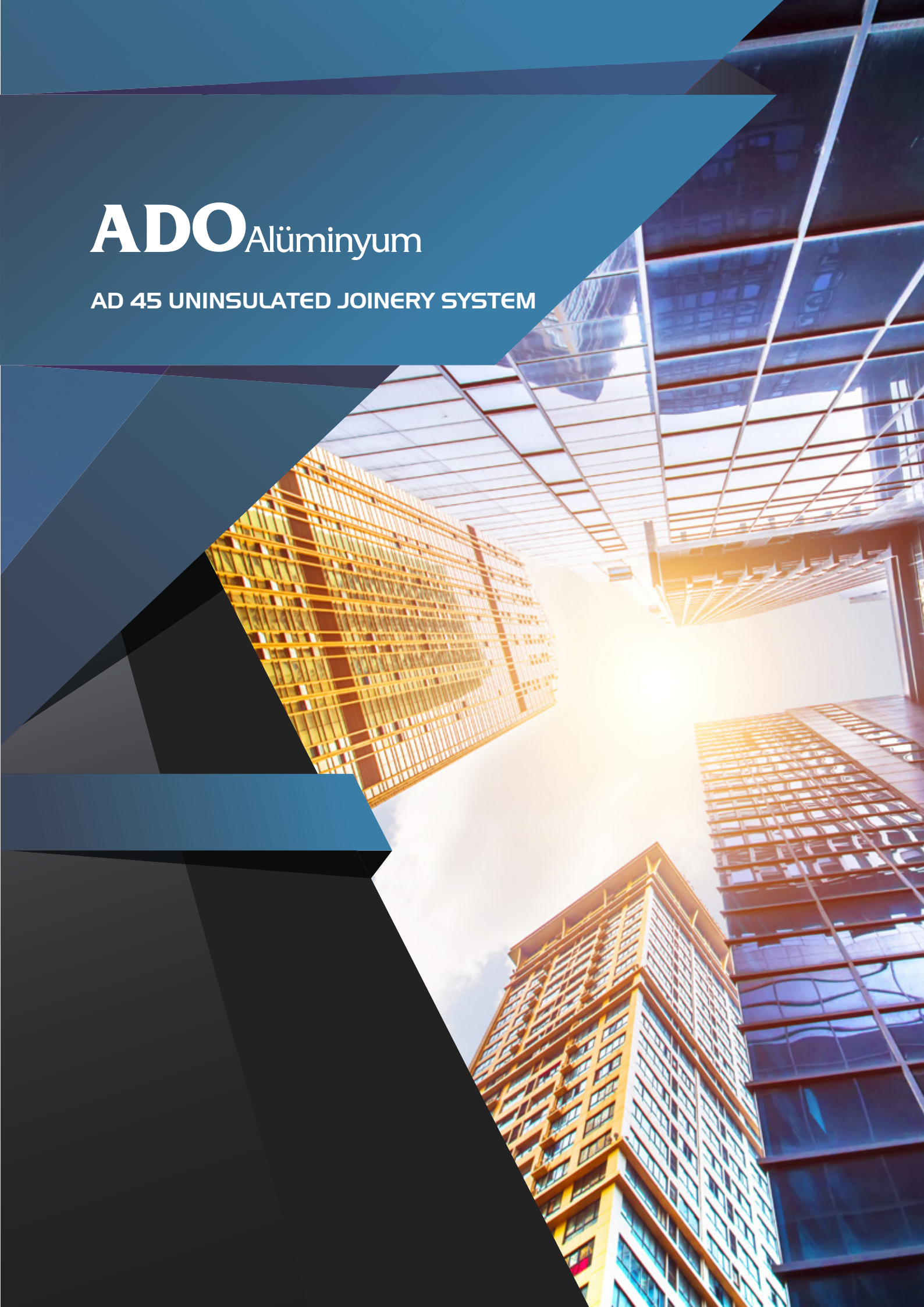


ADO Alüminyum

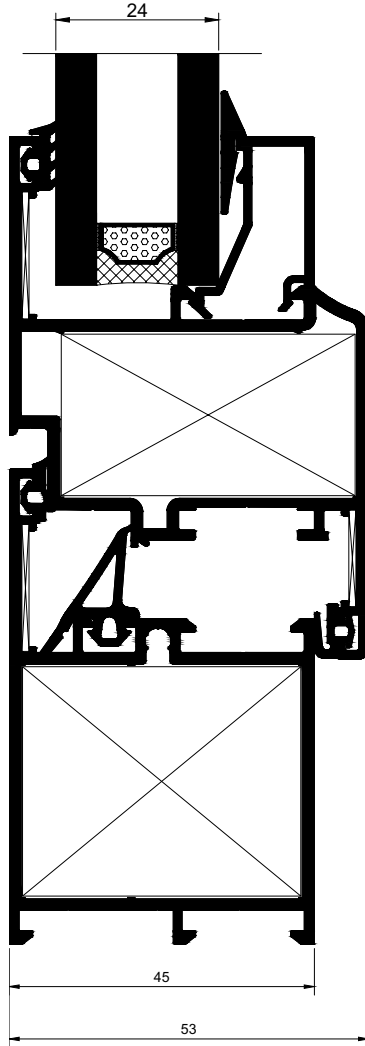
AD 45 UNINSULATED JOINERY SYSTEM





ADO Alüminyum

AD 45 UNINSULATED WINDOW PROFILES



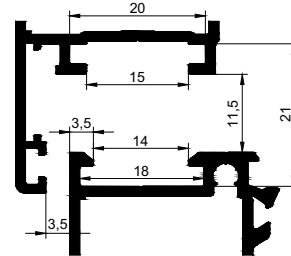
Aluminum profiles are produced from AIMgSi 0,5 - F22 alloy and as per 12020 Standards.

Physical Properties:

1- Density	: 2,71 kg /dm ³
2- Modulus of Elasticity	: 69 kN /mm ²
3- Resistance	: 20i 33 n Q .m
4- Melting Point	: 600 - 655 i
5 -Coefficient of Expansion	: 20 - 100i C p °C

Mechanical Properties:

1- Limit of Elasticity	: 190 MPa
2 -Tensile stress	: 220 MPa
3- Hardness	: 67 Brinell
4- Elongation	: % 10

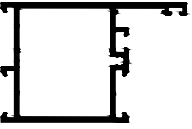
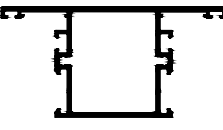
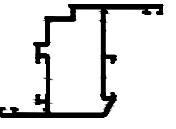
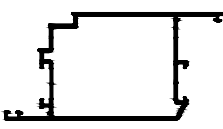


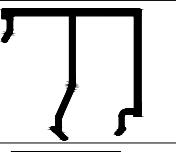
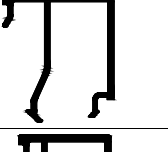
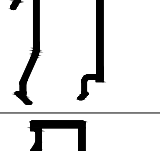
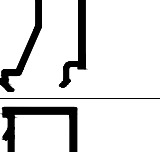
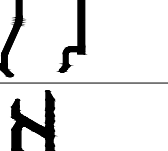



EURO CHANNEL TYPE 1

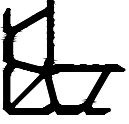
SYSTEM DETAILS:

Profile Width: Frame 45mm - Wing 53mm
Seal System: Three-seal system
Thermal Transmittance value (Uf): W/m ² K
Weatherstrip (Seal): All waetherstrips are Rubber EPDM.
Feasible Window Types: Inward-opening Đ Double-opening Đ Double Wing-opening window types and inward-opening doors.
Usable Glass Thickness: It provides the opportunity of using any double glazing by adjusting with glazing bead in consistence with the EPDM weatherstrip thicknesses and measures from the thickness of 4m single-glazing to the thickness of 24mm double-glazing.
Water Discharge: All Profiles have Water discharge system.
Fittings: Profiles are pressed by using Press Angle block fittings and Claw L parts in order to ensure the corner joints.










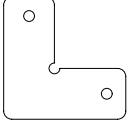
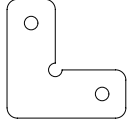
AD 45 UNINSULATED JOINERY SYSTEM PROFILES

No:	Profile Shape	Profile Code	Profile Name	Profile Weight (Kg/m)		
1		AD 33 - 001	FRAME PROFILE	1,100 Kg/m		
2		AD 33 - 002	CENTRAL SASH BAR PROFILE	1,282 Kg/m		
3		AD 33 - 003	WING PROFILE	1,146 Kg/m		
4		AD 33 - 004	WING PROFILE	1,488 Kg/m		
5		AD 33 - 005	SILL PROFILE	1,653 Kg/m		
6		AD 20 - 038	ROD PROFILE	0,130 Kg/m		
7		AD 21 - 035	GLAZING BEAD	0,312 Kg/m		
8		AD 21 - 036	GLAZING BEAD	0,295 Kg/m		
9		AD 21 - 037	GLAZING BEAD	0,278 Kg/m		
10		AD 21 - 038	GLAZING BEAD	0,247 Kg/m		
11		AD 21 - 087	GLAZING BEAD	0,252 Kg/m		
12		AD 21 - 045	ANGLE BLOCK	3,566 Kg/m		

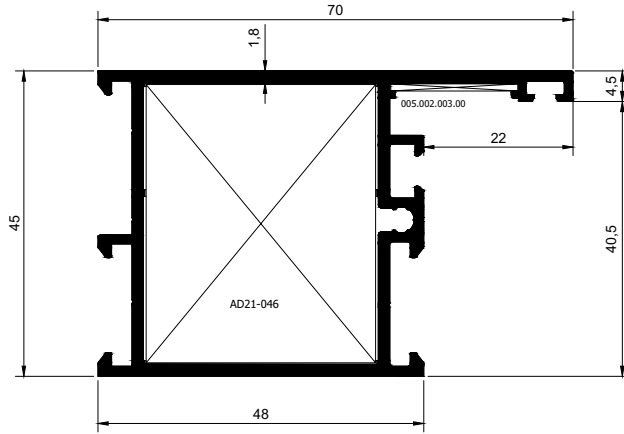
AD 45 UNINSULATED JOINERY SYSTEM PROFILES

No:	Profile Shape	Profile Code	Profile Name	Profile Weight (Kg/m)		
13		AD 21 - 046	ANGLE BLOCK	4,157 Kg/m		
14		AD 21 - 050	ANGLE BLOCK	6,366 Kg/m		
15		AD 20 - 048	ANGLE BLOCK	1,079 Kg/m		
16		AD 20 - 049	ANGLE BLOCK	1,176 Kg/m		
17		AD 20 - 051	ANGLE BLOCK	1,415 Kg/m		
18						
19						
20						
21						
22						
23						
24						

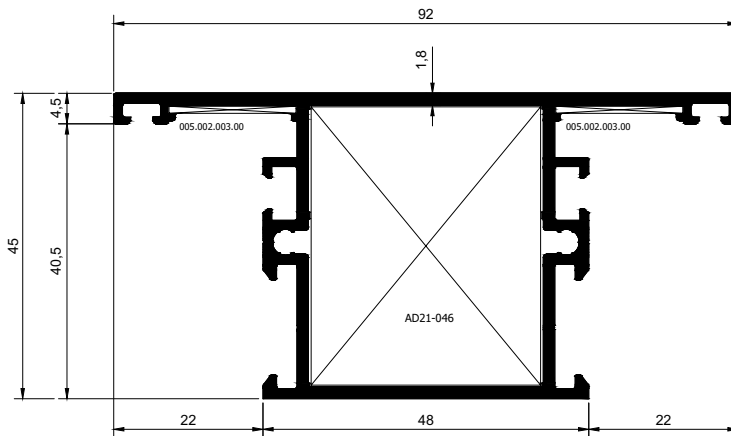
AD 45 UNINSULATED JOINERY SYSTEM ACCESSORIES

No:	Shape	Name	Code	Parcel Details			
				Mt	Kg		
1		EPDM Interior Connected Weatherstrip	ADO-A-01 020.004.001.03	375	12		
2		EPDM Exterior Connected Weatherstrip	ADO-A-02 020.005.001.03	571	12		
3		EPDM Exterior Glazing Weatherstrip	ADO-A-03 020.001.001.03	267	12		
4		EPDM Central Weatherstrip	ADO-A-04 020.003.001.03	126	12		
5		EPDM Glazing Bead Weatherstrip	ADO-A-05 020.002.001.03	197	12		
6		EPDM Glazing Bead Weatherstrip	ADO-A-06 020.002.002.03	164	12		
7		EPDM Glazing Bead Weatherstrip	ADO-A-07 020.002.003.03	197	12		
8		EPDM Glazing Bead Weatherstrip	ADO-A-08 020.002.004.03	255	12		
9		EPDM Glazing Bead Weatherstrip	ADO-A-09 020.002.005.03	240	12		
10		SHEET ANGLE SQUARE 45x18,7	005.002.003.00				
11		SHEET ANGLE SQUARE 35x14,2	005.002.002.00				
12							

AD 45 UNINSULATED JOINERY PROFILES

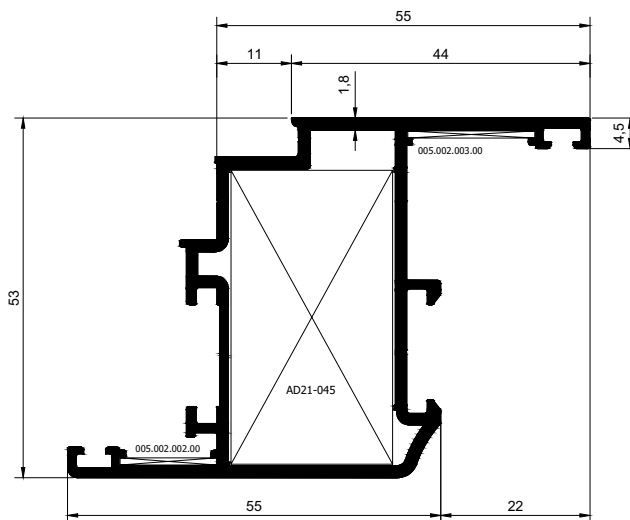


AD33-001 1,100 Kg/m
Jx : 17,60 cm⁴ Jy : 10,25 cm⁴



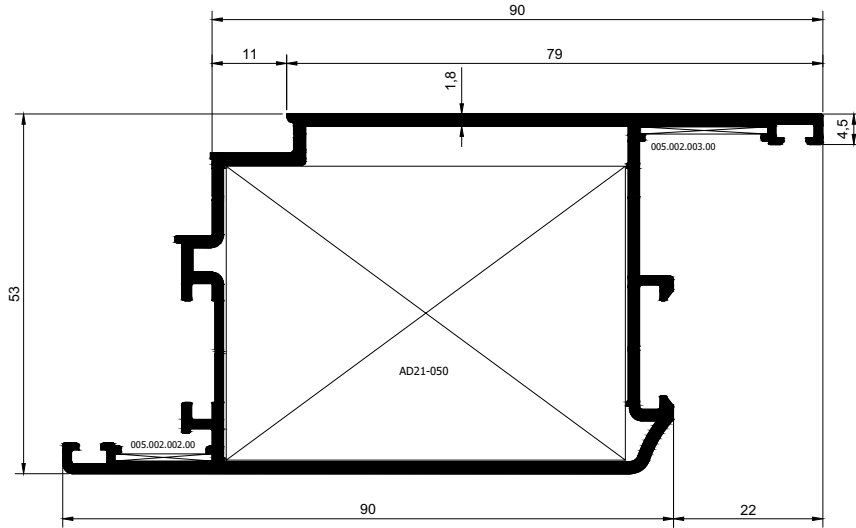
AD33-002 1,282 Kg/m
Jx : 24,12 cm⁴ Jy : 13,81 cm⁴

Note: The existing central sash bar connection profile cannot be used. Connection will be made with screw.

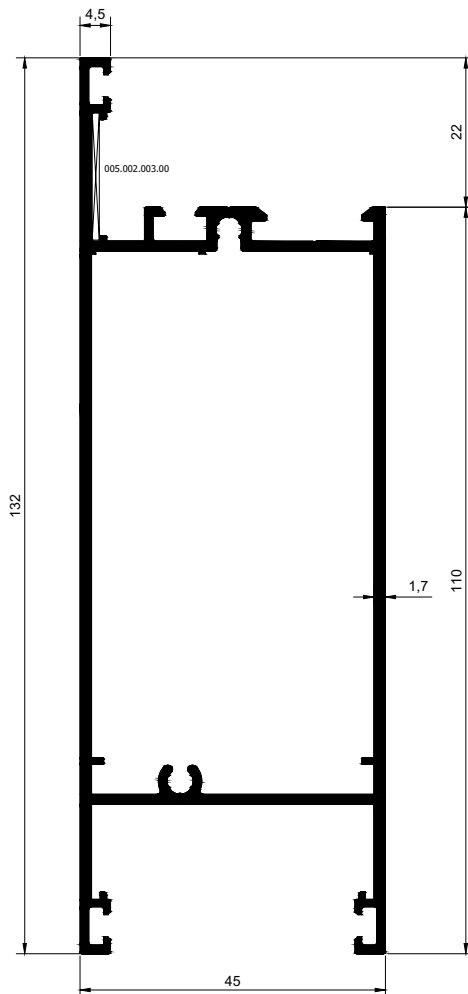


AD33-003 1,146 Kg/m
Jx : 7,80 cm⁴ Jy : 22,69 cm⁴

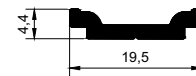
AD 45 UNINSULATED JOINERY PROFILES



AD33-004 1,488 Kg/m
 Jx : 55,15 cm⁴ Jy : 20,79 cm⁴

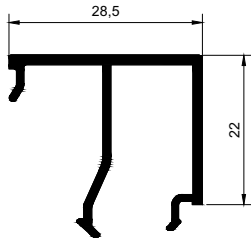


AD33-005 1,653 Kg/m
 Jx : 21,77 cm⁴ Jy : 91,89 cm⁴

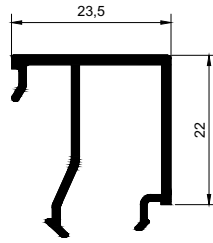


AD20-038
 0,130 Kg/m

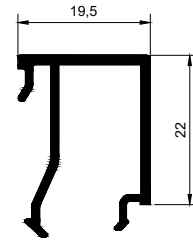
AD 45 UNINSULATED JOINERY GLAZING BEAD AND PRESS ANGLE BLOCK PROFILES



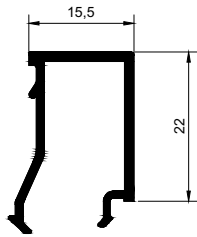
AD21-035
0,312 Kg/m



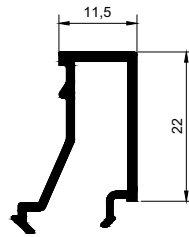
AD21-036
0,295 Kg/m



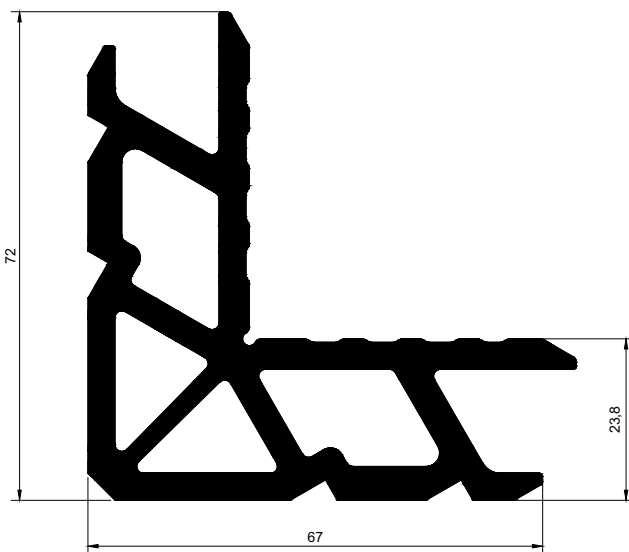
AD21-037
0,278 Kg/m



AD21-087
0,252 Kg/m



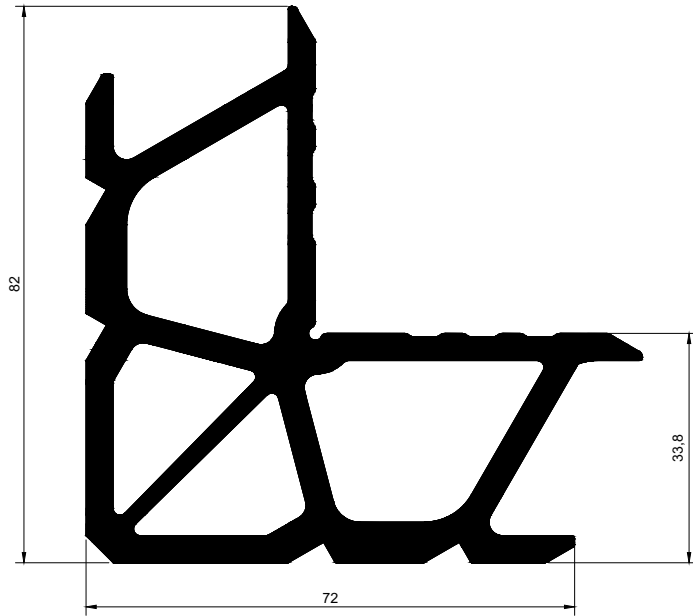
AD21-038
0,247 Kg/m



AD21-045
3,566 Kg/m

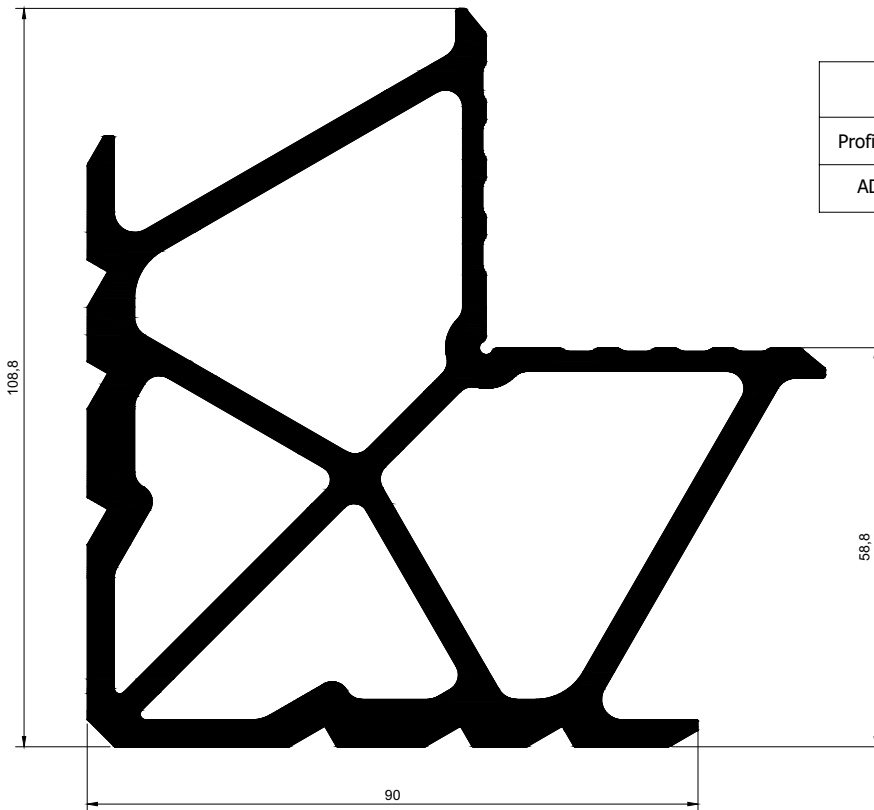
AD 21-045 CUTTING MEASURES	
Profile Used	Cutting Measure
AD 33 - 003	43,3 MM

AD 45 UNINSULATED JOINERY PRESS ANGLE BLOCK PROFILES



AD21-046
4,157 Kg/m

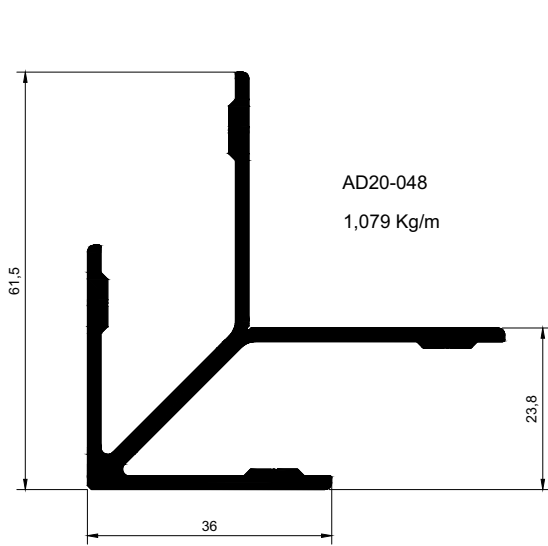
AD 21-046 CUTTING MEASURES	
Profile Used	Cutting Measure
AD 33 - 001	41 MM
AD 33 - 002	41 MM



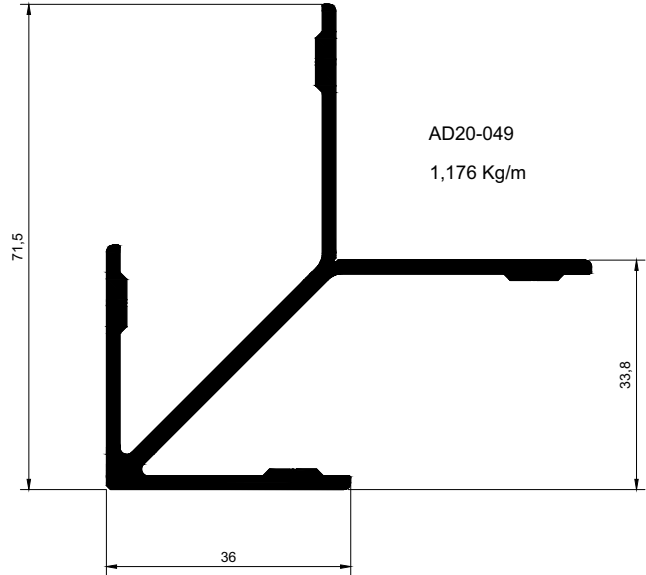
AD21-050
6,366 Kg/m

AD 21-050 CUTTING MEASURES	
Profile Used	Cutting Measure
AD 33 - 004	43,3 MM

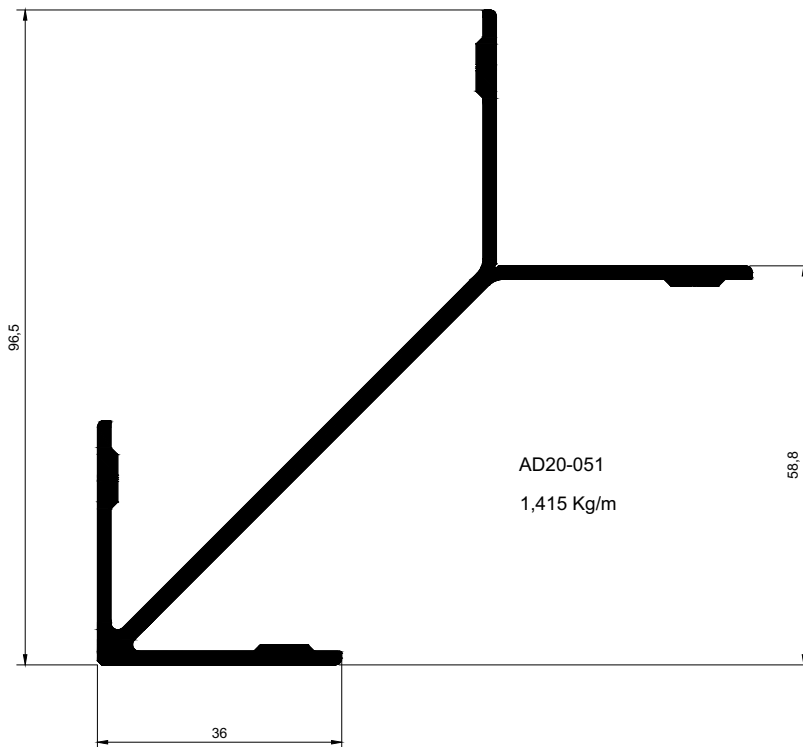
AD 45 UNINSULATED JOINERY SCREWED ANGLE BLOCK PROFILES



AD 20-048 CUTTING MEASURES	
Profile Used	Cutting Measure
AD 33 - 003	43,3 MM

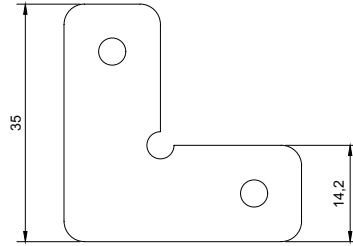
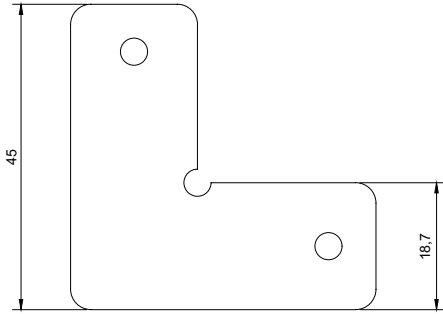


AD 20-049 CUTTING MEASURES	
Profile Used	Cutting Measure
AD 33 - 001	41 MM
AD 33 - 002	41 MM



AD 20-051 CUTTING MEASURES	
KProfile Used	Cutting Measure
AD 33 - 004	43,3 MM

AD 45 UNINSULATED JOINERY SHEET SQUARE AND WEATHERSTRIPS



























005.002.003.00 SHEET ANGLE SQUARE	
Profile Used	QUANTITY
AD 33 - 001	1
AD 33 - 002	2
AD 33 - 003	1
AD 33 - 004	1
AD 33 - 005	1

















005.002.002.00	
Profile Used	
AD 33 - 003	1
AD 33 - 004	1

No:	Weatherstrip Shape	Weatherstrip Name	Weatherstrip Code	Parcel Details	
				Mt	Kg
1		EPDM Interior Connected Weatherstrip	ADO-A-01	375	12
2		EPDM Exterior Connected Weatherstrip	ADO-A-02	571	12
3		EPDM Exterior Glazing Weatherstrip	ADO-A-03	267	12
4		EPDM Central Weatherstrip	ADO-A-04	126	12
5		EPDM Glazing Bead Weatherstrip	ADO-A-05	197	12
6		EPDM Glazing Bead Weatherstrip	ADO-A-06	164	12
7		EPDM Glazing Bead Weatherstrip	ADO-A-07	197	12

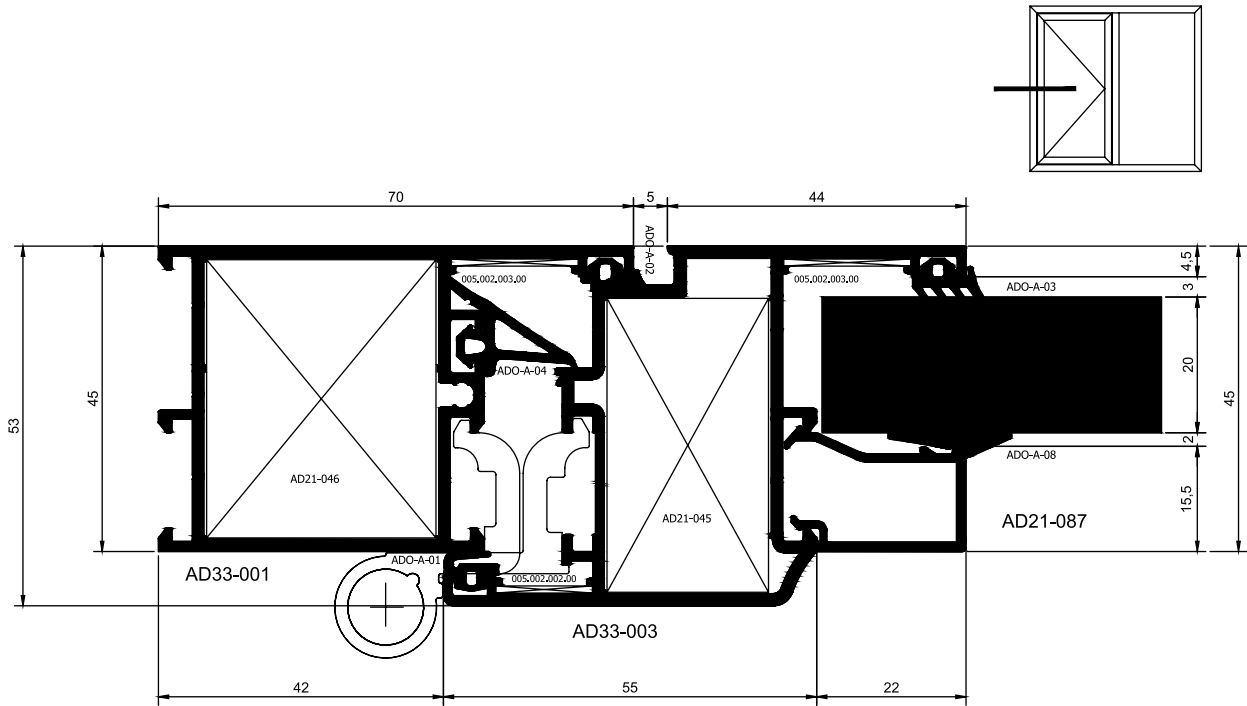
AD 45 UNINSULATED JOINERY GLASS-PANEL COMBINATION TABLE

GLAZING BEAD	EXTERIOR GLAZING WEATHERSTRIP (3 MM) ADO-A-03	INTERIOR GLAZING WEATHERSTRIP		INTERIOR GLAZING WEATHERSTRIP THICKNESS	GLASS- PANEL THICKNESS
AD 21 - 035 28.5 mm			ADO-A-05	5 MM	4 MM
AD 21 - 035 28.5 mm			ADO-A-06	4 MM	5 MM
AD 21 - 035 28.5 mm			ADO-A-07	3 MM	6 MM
AD 21 - 035 28.5 mm			ADO-A-08	2 MM	7 MM
AD 21 - 036 23.5 mm			ADO-A-05	5 MM	9 MM
AD 21 - 036 23.5 mm			ADO-A-06	4 MM	10 MM
AD 21 - 036 23.5 mm			ADO-A-07	3 MM	11 MM
AD 21 - 036 23.5 mm			ADO-A-08	2 MM	12 MM
AD 21 - 037 19.5 mm			ADO-A-05	5 MM	13 MM
AD 21 - 037 19.5 mm			ADO-A-06	4 MM	14 MM
AD 21 - 037 19.5 mm			ADO-A-07	3 MM	15 MM
AD 21 - 037 19.5 mm			ADO-A-08	2 MM	16 MM

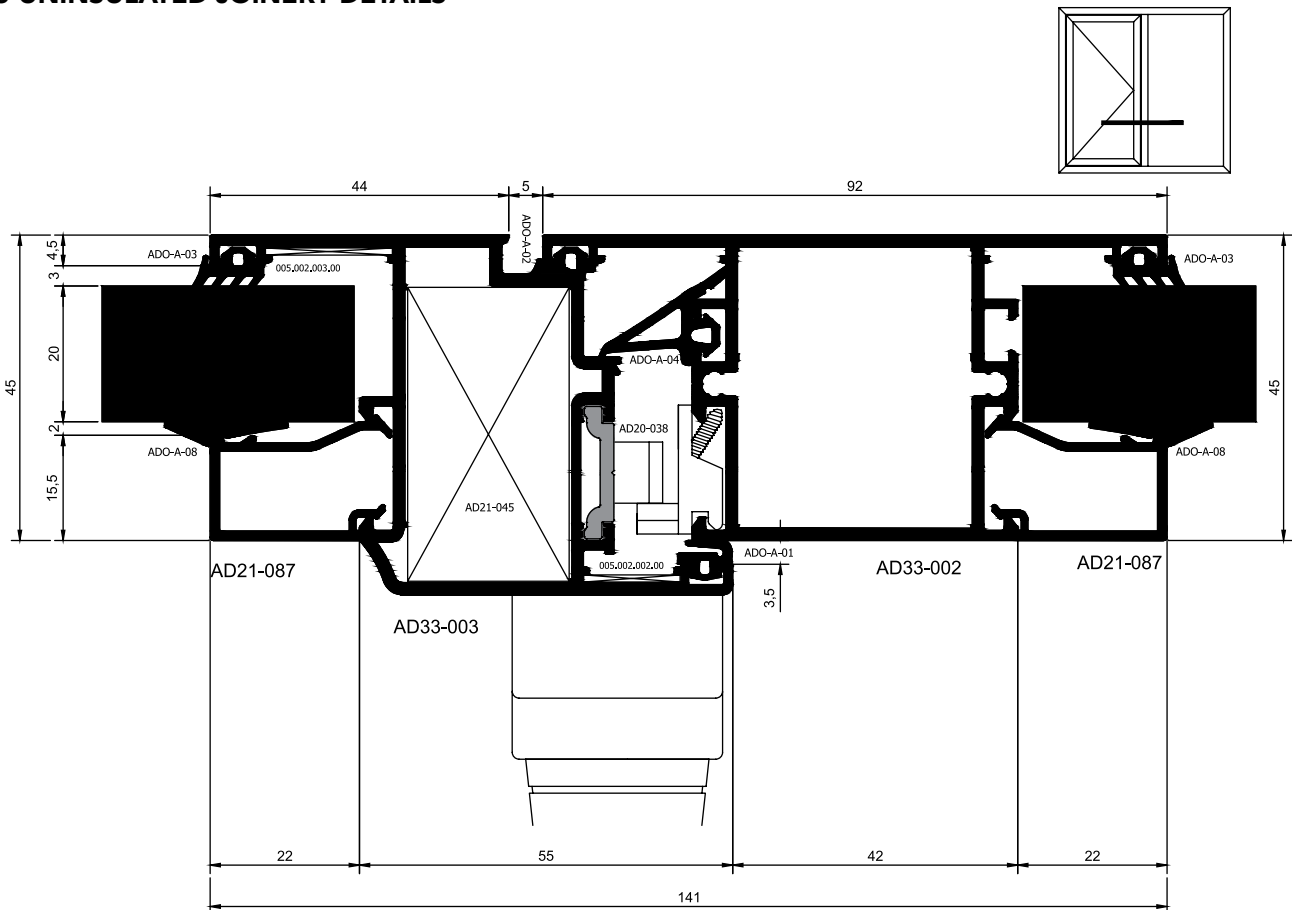
AD 45 UNINSULATED JOINERY GLASS-PANEL COMBINATION TABLE

GLAZING BEAD	EXTERIOR GLAZING WEATHERSTRIP (3 MM) ADO-A-03	INTERIOR GLAZING WEATHERSTRIP		INTERIOR GLAZING WEATHERSTRIP THICKNESS	GLASS- PANEL THICKNESS
AD 21 - 087 15.5 mm			ADO-A-05	5 MM	17 MM
AD 21 - 087 15.5 mm			ADO-A-06	4 MM	18 MM
AD 21 - 087 15.5 mm			ADO-A-07	3 MM	19 MM
AD 21 - 087 15.5 mm			ADO-A-08	2 MM	20 MM
AD 21 - 038 11.5 mm			ADO-A-05	5 MM	21 MM
AD 21 - 038 11.5 mm			ADO-A-06	4 MM	22 MM
AD 21 - 038 11.5 mm			ADO-A-07	3 MM	23 MM
AD 21 - 038 11.5 mm			ADO-A-08	2 MM	24 MM

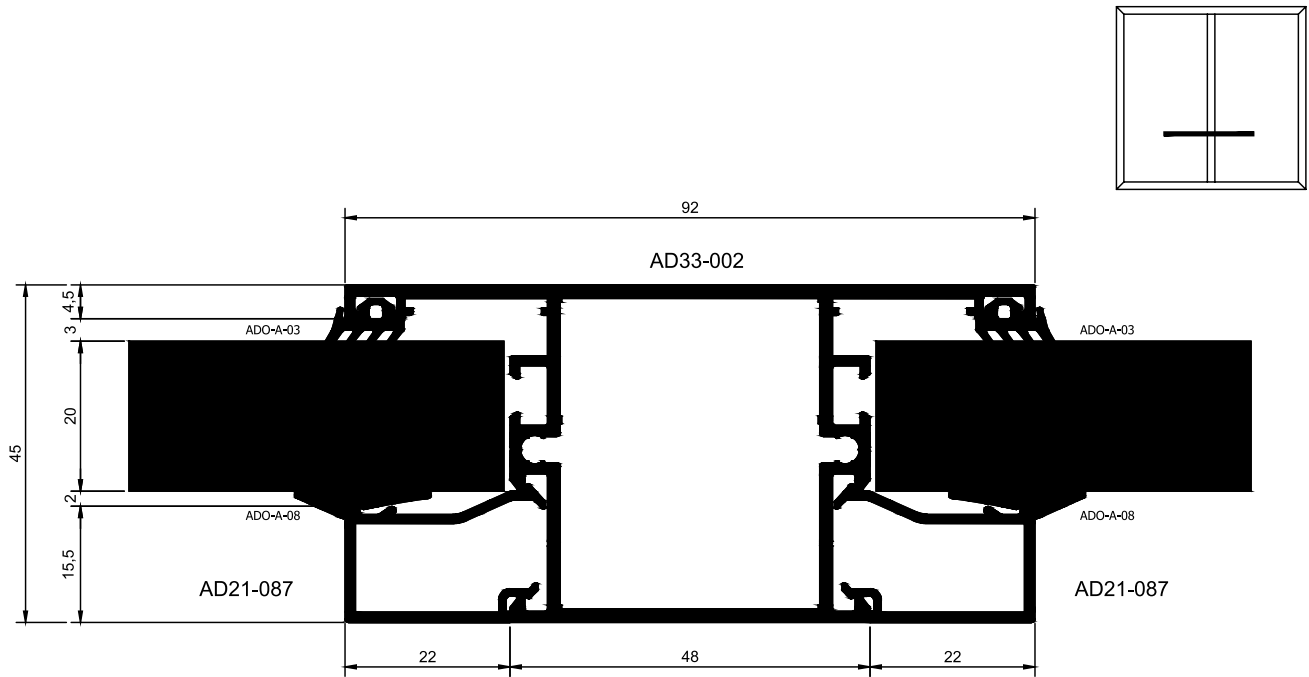
AD 45 UNINSULATED JOINERY DETAILS



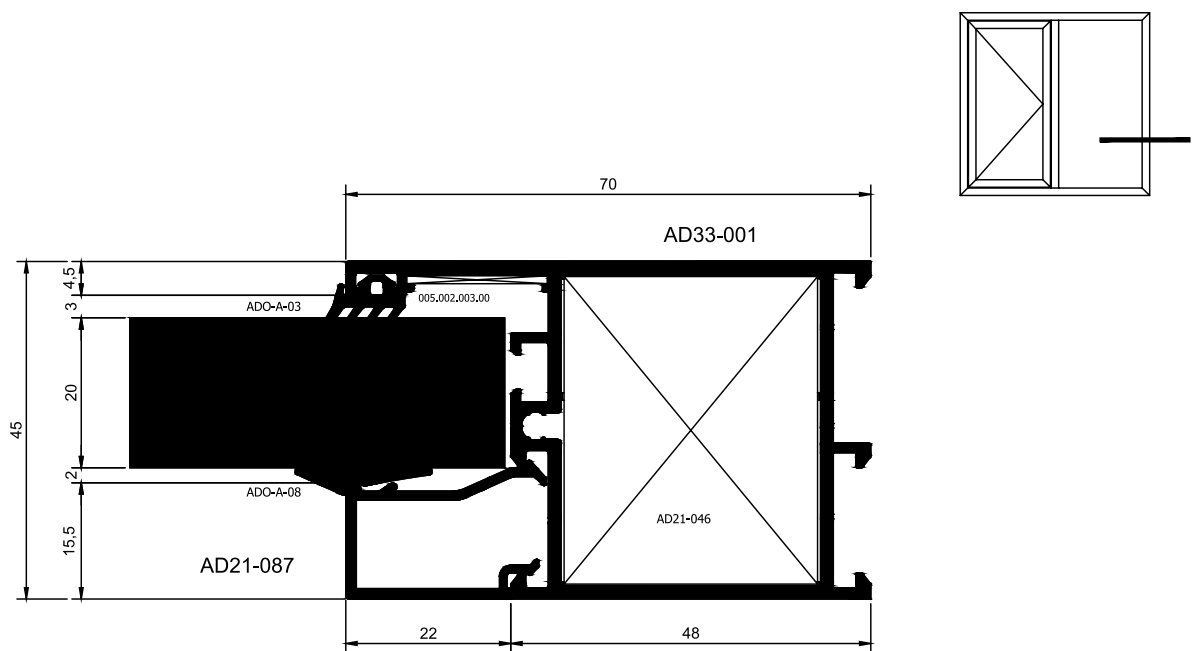
AD 45 UNINSULATED JOINERY DETAILS



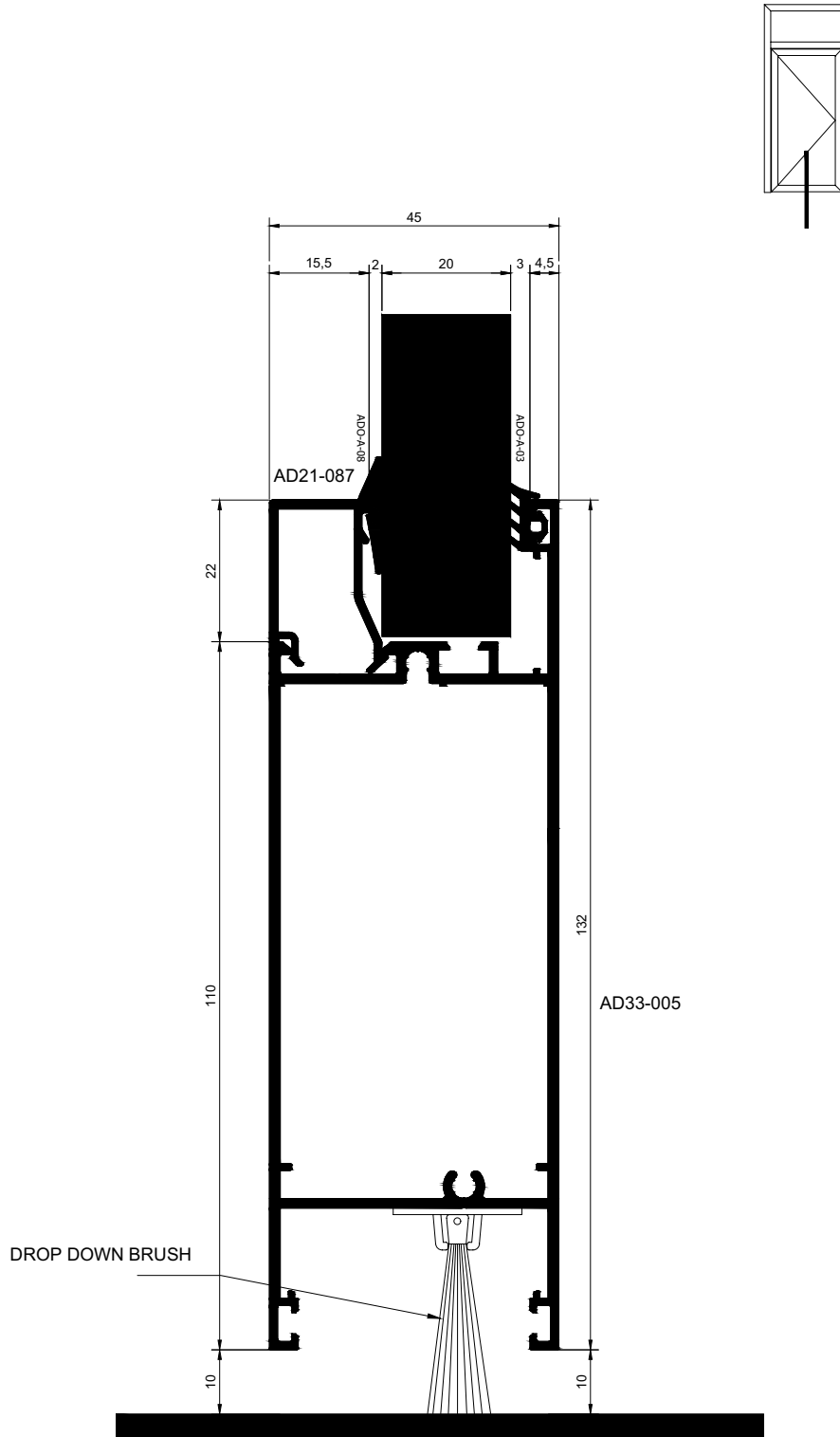
AD 45 UNINSULATED JOINERY DETAILS



AD 45 UNINSULATED JOINERY DETAILS



AD 45 UNINSULATED JOINERY DETAILS





ADO Alüminyum

ADO Alüminyum

www.adoaluminyum.com.tr

FACTORY

Antalya Organize Sanayi Bölgesi 2.Kısım Mah. 21.Cadde No:3 07040 Döşemealtı / ANTALYA
Tel : +90 242 236 40 00 · Faks : +90 242 236 40 90 · Email : info@adoaluminyum.com.tr